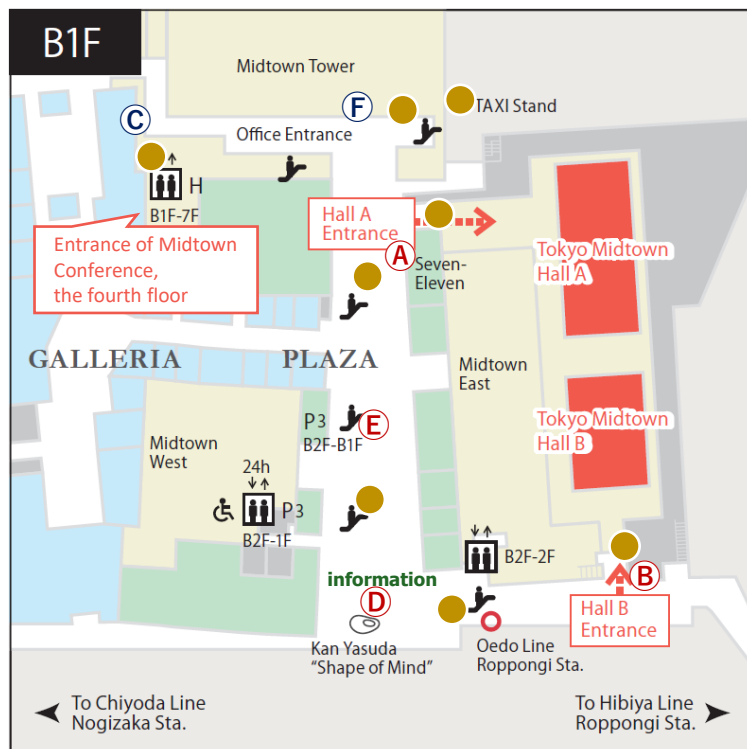


TOKYO MIDTOWN HALL & CONFERENCE

Common Area Signage (digital/physical) & Available Position for Guide




【Digital Signage】

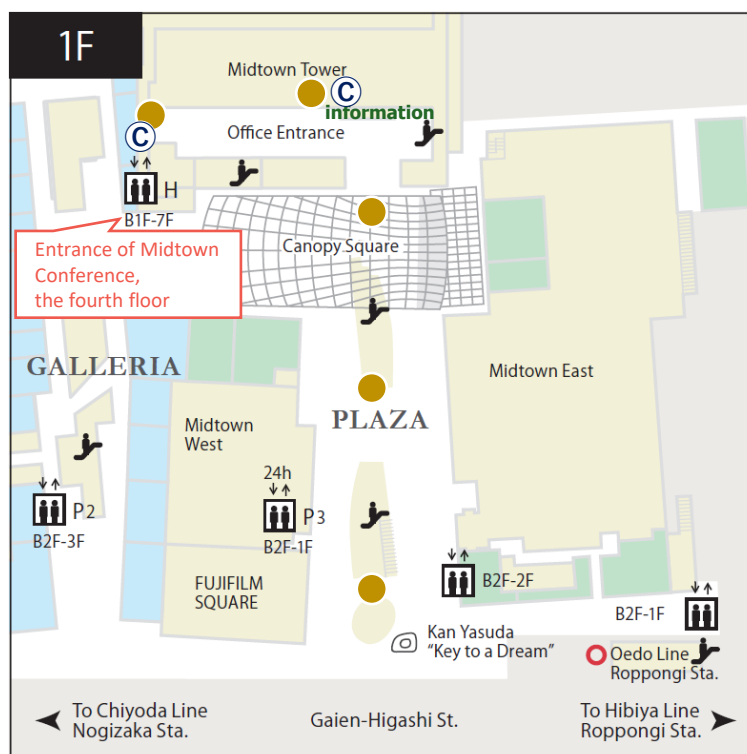
- Ⓐ Digital Signage for Hall A
- Ⓑ Digital Signage for Hall B
- Ⓒ Digital Signage for Conference Rooms

【Physical Signage】※Sign Holder : Designated from venue

- Ⓓ Signage for Hall (Recommended)
- Ⓔ Signage for Hall
- Ⓕ Signage for Conference Rooms



- ① Panel(450mm × 450mm&thickness of 5mm)
※Available for arrangement with additional cost
- ② Horizontal · A3size



【Guide】※Application Form & Armband Necessary

Available Position for Guide ●

*Guide is permitted to hold simple signage of A3/A4 paper

< Notice related to Guide >

Outfit of guide is either suits, corresponding to that, or event uniform. ※Prior notification needed (Please refrain from wearing Mascot costume/ Happi)

Please wear armband which designated from venue while standing.

Please refrain from the announcement with loud voice which is troublesome for public visitors for Midtown.

If you received any questions other than the event that you are related, please direct to the information center of Tokyo Midtown.

The entrance of Hall A&B is only available for guide for Hall event.

(Kindly do not position guide for conference since it might cause confusion.)

The position in the Midtown Tower is mainly available for guidance to conference.